

**Autodromo do Estoril**  
**Euroformula Open**  
**RACE - 2**

**Results**

30/04/2017

Clas.	Nº	Entrant	Nat.	Driver	Nat.	Cat.	Clas.	Chassis	Team	Laps	Total Time	Km/h.	Gap	Best	Time	Km/h.
1	10	RP Motorsport	ITA	Harrison Scott	GBR			Dallara F312	RP Motorsport	20	32'53.058	152.608		5	1'34.124	159.951
2	16	Drivex School	ESP	Nikita Troitskiy	RUS	R	1º	Dallara F312	Drivex School	20	33'04.525	151.726	11"467	6	1'34.696	158.985
3	2	Campos Racing	ESP	Thiago Vivacqua	BRA			Dallara F312	Campos Racing	20	33'07.222	151.521	14"164	6	1'34.984	158.503
4	18	Fortec Motorsports	GBR	Jannes Fittje	DEU	R	2º	Dallara F312	Fortec Motorsports	20	33'09.467	151.350	16"409	5	1'34.988	158.496
5	17	Carlin Motorsport	GBR	Devlin De Francesco	CAN	R	3º	Dallara F312	Carlin Motorsport	20	33'10.388	151.280	17"330	5	1'35.098	158.313
6	3	Campos Racing	ESP	Simo Laaksonen	FIN	R	4º	Dallara F312	Campos Racing	20	33'11.147	151.222	18"089	5	1'35.050	158.393
7	1	Campos Racing	ESP	Petru Florescu	ROU	R	5º	Dallara F312	Campos Racing	20	33'13.029	151.079	19"971	5	1'34.977	158.515
8	14	Carlin Motorsport	GBR	Tarun Reddy	IND	R	6º	Dallara F312	Carlin Motorsport	20	33'16.841	150.791	23"783	5	1'35.168	158.197
9	34	Campos Racing	ESP	Matheus Iorio	BRA			Dallara F312	Campos Racing	20	33'17.106	150.771	24"048	6	1'35.091	158.325
10	24	Carlin Motorsport	GBR	Ameya Vaidyanathan	IND			Dallara F312	Carlin Motorsport	20	33'17.338	150.753	24"280	7	1'34.681	159.010
11	12	Drivex School	ESP	Christian Hahn	BRA			Dallara F312	Drivex School	20	33'28.024	149.951	34"966	5	1'35.714	157.294
12	42	RACE	ESP	Eliseo Martinez Meroño	ESP	R	7º	Dallara F312	Teo Martin Motorsport	20	33'29.253	149.859	36"195	5	1'35.451	157.728
13	43	RACE	ESP	Pedro Cardoso	BRA			Dallara F312	Teo Martin Motorsport	20	33'32.593	149.610	39"535	5	1'35.877	157.027
14	20	Fortec Motorsports	GBR	Najiy Ayyad Razak	MYS	R	8º	Dallara F312	Fortec Motorsports	20	33'44.949	148.698	51"891	19	1'37.130	155.001
15	44	RACE	ESP	Javier Cobián	ESP	R	9º	Dallara F312	Teo Martin Motorsport	19	33'37.258	141.801	1 Lap.	5	1'36.268	156.389

**NOT CLASSIFIED**

16	19	Fortec Motorsports	GBR	Yan Leon Shlom	RUS	R	10º	Dallara F312	Fortec Motorsports	9	15'31.572	145.450	11 Lap.	5	1'34.904	158.637
17	8	RP Motorsport	ITA	Lodovico Laurini	ITA	R	11º	Dallara F312	RP Motorsport	3	06'26.481	116.864	17 Lap.		1'47.387	140.196
18	22	BVM Racing	ITA	Daniil Pronenko	RUS			Dallara F312	BVM Racing	1	01'47.661	139.839	19 Lap.		1'47.661	139.839
19	11	RP Motorsport	ITA	Alex Karkosik	POL	R	12º	Dallara F312	RP Motorsport				20 Lap.			

**Fastest lap Harrison Scott 1'34.124 159.951 Km/h.**

Published at:.....

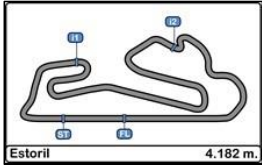
Track Status **WET**

<b>Stewards:</b>	<b>Race Director:</b>	<b>Timekeeper:</b> 
------------------	-----------------------	---









**Autodromo do Estoril**  
**Euroformula Open**  
**RACE - 2**

**LAP ANALYSIS**

30/04/2017

Number	42			43			44		
	Lap Time	Partial	Speed	Lap Time	Partial	Speed	Lap Time	Partial	Speed
1ª - 1	0'30.082	0'30.082	197.803	0'38.236	0'38.236		0'33.495	0'33.495	191.830
1ª - 2	1'19.979	0'49.897		1'26.472	0'48.236		1'40.058	1'06.563	
1ª - 3	1'50.248	0'30.269		1'56.611	0'30.139		2'22.143	0'42.085	PIT
2ª - 1	0'38.917	0'38.917		0'33.561	0'33.561	107.570	2'28.658	2'28.658	
2ª - 2	1'58.051	1'19.134		1'53.942	1'20.381		3'16.535	0'47.877	
2ª - 3	2'37.797	0'39.746		2'31.594	0'37.652		3'46.028	0'29.493	
3ª - 1	0'20.170	0'20.170	232.759	0'20.425	0'20.425	226.416	0'20.064	0'20.064	233.262
3ª - 2	1'07.592	0'47.422		1'08.154	0'47.729		1'07.536	0'47.472	
3ª - 3	1'37.853	0'30.261		1'38.323	0'30.169		1'37.622	0'30.086	
4ª - 1	0'20.116	0'20.116	229.788	0'20.694	0'20.694	228.814	0'20.110	0'20.110	233.767
4ª - 2	1'06.908	0'46.792		1'07.697	0'47.003		1'07.680	0'47.570	
4ª - 3	1'36.242	0'29.334		1'37.191	0'29.494		1'37.913	0'30.233	
5ª - 1	0'19.744	0'19.744	231.760	0'19.822	0'19.822	233.262	0'20.003	0'20.003	238.411
5ª - 2	1'05.944	0'46.200		1'06.180	0'46.358		1'06.835	0'46.832	
5ª - 3	1'35.451	0'29.507		1'35.877	0'29.697		1'36.268	0'29.433	
6ª - 1	0'20.308	0'20.308	230.278	0'19.705	0'19.705	232.259	0'19.883	0'19.883	229.788
6ª - 2	1'06.746	0'46.438		1'06.186	0'46.481		1'07.278	0'47.395	
6ª - 3	1'36.243	0'29.497		1'35.920	0'29.734		1'37.039	0'29.761	
7ª - 1	0'19.599	0'19.599	233.767	0'20.075	0'20.075	227.849	0'20.041	0'20.041	228.330
7ª - 2	1'05.963	0'46.364		1'06.920	0'46.845		1'06.752	0'46.711	
7ª - 3	1'35.708	0'29.745		1'36.678	0'29.758		1'36.514	0'29.762	
8ª - 1	0'19.713	0'19.713	230.278	0'19.836	0'19.836	231.760	0'19.784	0'19.784	228.814
8ª - 2	1'06.318	0'46.605		1'06.379	0'46.543		1'06.683	0'46.899	
8ª - 3	1'36.129	0'29.811		1'35.963	0'29.584		1'36.661	0'29.978	
9ª - 1	0'20.426	0'20.426	233.767	0'19.746	0'19.746	231.760	0'19.881	0'19.881	230.278
9ª - 2	1'07.500	0'47.074		1'06.581	0'46.835		1'06.425	0'46.544	
9ª - 3	1'37.221	0'29.721		1'36.226	0'29.645		1'36.187	0'29.762	
10ª - 1	0'20.136	0'20.136	228.330	0'19.603	0'19.603	232.259	0'19.697	0'19.697	230.770
10ª - 2	1'07.842	0'47.706		1'06.731	0'47.128		1'06.729	0'47.032	
10ª - 3	1'37.837	0'29.995		1'36.935	0'30.204		1'36.694	0'29.965	
11ª - 1	0'19.656	0'19.656	236.324	0'19.492	0'19.492	235.808	0'19.910	0'19.910	228.814
11ª - 2	1'06.599	0'46.943		1'06.753	0'47.261		1'07.061	0'47.151	
11ª - 3	1'36.255	0'29.656		1'36.863	0'30.110		1'37.338	0'30.277	
12ª - 1	0'19.741	0'19.741	235.295	0'19.636	0'19.636	233.767	0'19.785	0'19.785	228.814
12ª - 2	1'06.615	0'46.874		1'06.454	0'46.818		1'06.893	0'47.108	
12ª - 3	1'36.234	0'29.619		1'36.168	0'29.714		1'36.622	0'29.729	
13ª - 1	0'20.030	0'20.030	235.808	0'19.600	0'19.600	230.278	0'19.799	0'19.799	228.330
13ª - 2	1'06.896	0'46.866		1'06.504	0'46.904		1'06.676	0'46.877	
13ª - 3	1'36.794	0'29.898		1'36.835	0'30.331		1'36.630	0'29.954	
14ª - 1	0'19.831	0'19.831	230.278	0'19.805	0'19.805	229.300	0'19.989	0'19.989	226.416
14ª - 2	1'06.547	0'46.716		1'06.891	0'47.086		1'06.896	0'46.907	
14ª - 3	1'36.469	0'29.922		1'36.696	0'29.805		1'37.106	0'30.210	
15ª - 1	0'19.791	0'19.791	228.814	0'19.606	0'19.606	230.770	0'19.956	0'19.956	225.470
15ª - 2	1'06.626	0'46.835		1'06.660	0'47.054		1'07.300	0'47.344	
15ª - 3	1'36.620	0'29.994		1'36.713	0'30.053		1'37.353	0'30.053	
16ª - 1	0'19.843	0'19.843	230.278	0'19.639	0'19.639	228.814	0'19.844	0'19.844	226.891
16ª - 2	1'07.027	0'47.184		1'07.250	0'47.611		1'06.903	0'47.059	
16ª - 3	1'37.167	0'30.140		1'37.399	0'30.149		1'36.795	0'29.892	
17ª - 1	0'19.803	0'19.803	228.330	0'19.625	0'19.625	229.788	0'19.817	0'19.817	227.369
17ª - 2	1'07.573	0'47.770		1'06.801	0'47.176		1'07.201	0'47.384	
17ª - 3	1'37.672	0'30.099		1'37.324	0'30.523		1'37.631	0'30.430	
18ª - 1	0'20.017	0'20.017	230.770	0'20.256	0'20.256	228.814	0'19.915	0'19.915	226.891
18ª - 2	1'07.034	0'47.017		1'07.614	0'47.358		1'07.102	0'47.187	
18ª - 3	1'37.315	0'30.281		1'37.840	0'30.226		1'37.225	0'30.123	
19ª - 1	0'19.831	0'19.831	228.330	0'19.834	0'19.834	227.849	0'19.957	0'19.957	227.849
19ª - 2	1'06.849	0'47.018		1'07.145	0'47.311		1'07.295	0'47.338	
19ª - 3	1'36.988	0'30.139		1'37.432	0'30.287		1'37.489	0'30.194	
20ª - 1	0'19.859	0'19.859	229.300	0'19.730	0'19.730	230.770			
20ª - 2	1'06.953	0'47.094		1'07.421	0'47.691				
20ª - 3	1'37.010	0'30.057		1'38.005	0'30.584				

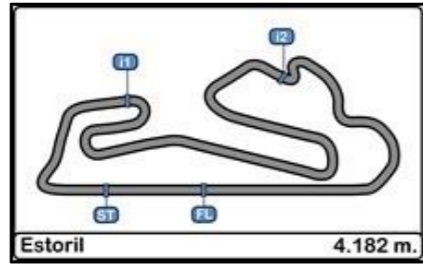
Ideal Lap	
0'19.599	0'19.599
1'05.799	0'46.200
1'35.133	0'29.334

Ideal Lap	
0'19.492	0'19.492
1'05.850	0'46.358
1'35.344	0'29.494

Ideal Lap	
0'19.697	0'19.697
1'06.241	0'46.544
1'35.674	0'29.433

Ideal Best Lap	
0'19.374	0'19.374



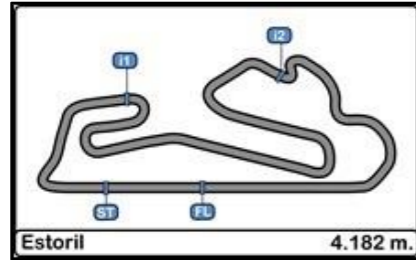


**Autodromo do Estoril**  
**Euroformula Open**  
**RACE - 2**

**Best Sectors Results**

30/04/2017

Sector - 1		Sector - 2		Sector - 3		Ideal Lap vs Best Lap					
Ord.	Nº Driver	Time	Nº Driver	Time	Nº Driver	Time	Ord.	Nº Driver	Ideal Lap	Best Lap	Ord.
1	24 Ameya Vaidyanathan	19.374	10 Harrison Scott	45.790	10 Harrison Scott	28.873	1	10 Harrison Scott	1'34.046	1'34.124	1
2	10 Harrison Scott	19.383	24 Ameya Vaidyanathan	45.889	16 Nikita Troitskiy	28.953	2	24 Ameya Vaidyanathan	1'34.415	1'34.681	2
3	17 Devlin De Francesco	19.436	2 Thiago Vivacqua	46.026	18 Jannes Fittje	29.068	3	16 Nikita Troitskiy	1'34.539	1'34.696	3
4	19 Yan Leon Shlom	19.489	1 Petru Florescu	46.028	3 Simo Laaksonen	29.072	4	3 Simo Laaksonen	1'34.752	1'35.050	8
5	43 Pedro Cardoso	19.492	16 Nikita Troitskiy	46.042	19 Yan Leon Shlom	29.146	5	19 Yan Leon Shlom	1'34.811	1'34.904	4
6	34 Matheus Iorio	19.505	34 Matheus Iorio	46.109	24 Ameya Vaidyanathan	29.152	6	34 Matheus Iorio	1'34.814	1'35.091	9
7	14 Tarun Reddy	19.508	3 Simo Laaksonen	46.138	34 Matheus Iorio	29.200	7	2 Thiago Vivacqua	1'34.832	1'34.984	6
8	18 Jannes Fittje	19.538	14 Tarun Reddy	46.165	2 Thiago Vivacqua	29.242	8	18 Jannes Fittje	1'34.846	1'34.988	7
9	3 Simo Laaksonen	19.542	19 Yan Leon Shlom	46.176	1 Petru Florescu	29.254	9	1 Petru Florescu	1'34.885	1'34.977	5
10	16 Nikita Troitskiy	19.544	42 Eliseo Martinez Meroño	46.200	17 Devlin De Francesco	29.296	10	14 Tarun Reddy	1'34.983	1'35.168	11
11	2 Thiago Vivacqua	19.564	18 Jannes Fittje	46.240	14 Tarun Reddy	29.310	11	17 Devlin De Francesco	1'35.010	1'35.098	10
12	20 Najiy Ayyad Razak	19.590	17 Devlin De Francesco	46.278	42 Eliseo Martinez Meroño	29.334	12	42 Eliseo Martinez Meroño	1'35.133	1'35.451	12
13	42 Eliseo Martinez Meroño	19.599	43 Pedro Cardoso	46.358	44 Javier Cobián	29.433	13	43 Pedro Cardoso	1'35.344	1'35.877	14
14	1 Petru Florescu	19.603	12 Christian Hahn	46.489	12 Christian Hahn	29.494	14	12 Christian Hahn	1'35.659	1'35.714	13
15	12 Christian Hahn	19.676	44 Javier Cobián	46.544	43 Pedro Cardoso	29.494	15	44 Javier Cobián	1'35.674	1'36.187	15
16	44 Javier Cobián	19.697	20 Najiy Ayyad Razak	46.937	20 Najiy Ayyad Razak	29.624	16	20 Najiy Ayyad Razak	1'36.151	1'36.985	16
17	8 Lodovico Laurini	25.489	22 Daniil Pronenko	48.046	22 Daniil Pronenko	29.823	17	8 Lodovico Laurini	1'43.923	1'47.387	17
18	22 Daniil Pronenko	29.792	8 Lodovico Laurini	48.287	8 Lodovico Laurini	30.147	18	22 Daniil Pronenko	1'47.661	1'47.661	18

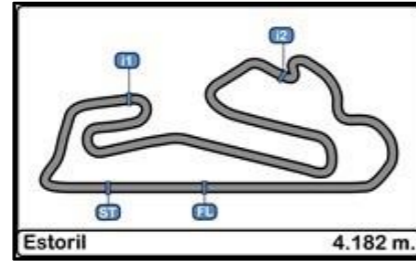


**Autodromo do Estoril**  
**Euroformula Open**  
**RACE - 2**

**Best Top Speeds**

30/04/2017

Ord.	Nº	Entrant	Nat.	Driver	Nat.	Cat.	Cla.	Chassis	Team	Top 1		Top 2		Top 3		Top 4		Top 5		Avg.	
										Km/h	Lap	Km/h	Lap	Km/h	Lap	Km/h	Lap	Km/h	Lap		
1	14	Carlin Motorsport	GBR	Tarun Reddy	IND	R	1º	Dallara F312			240.000	4	234.273	3	233.766	5	233.766	11	233.766	12	235.114
2	17	Carlin Motorsport	GBR	Devlin De Francesco	CAN	R	2º	Dallara F312			239.468	7	238.938	20	237.885	11	237.885	4	237.363	3	238.308
3	24	Carlin Motorsport	GBR	Ameya Vaidyanathan	IND			Dallara F312			238.938	18	237.885	6	236.324	3	235.808	9	235.808	10	236.953
4	44	RACE	ESP	Javier Cobián	ESP	R	3º	Dallara F312			238.411	5	233.766	4	233.261	3	230.769	10	230.277	9	233.297
5	2	Campos Racing	ESP	Thiago Vivacqua	BRA			Dallara F312			237.885	10	236.324	8	235.294	5	234.783	7	234.783	9	235.814
6	34	Campos Racing	ESP	Matheus Iorio	BRA			Dallara F312			237.363	6	234.273	8	233.766	17	233.261	20	232.759	5	234.284
7	12	Drivex School	ESP	Christian Hahn	BRA			Dallara F312			236.842	3	233.766	4	233.261	5	231.760	11	231.263	9	233.379
8	19	Fortec Motorsports	GBR	Yan Leon Shlom	RUS	R	4º	Dallara F312			236.842	4	234.783	3	233.766	5	233.261	6	232.258	7	234.182
9	42	RACE	ESP	Eliseo Martínez Meroño	ESP	R	5º	Dallara F312			236.324	11	235.808	13	235.294	12	233.766	7	233.766	9	234.992
10	1	Campos Racing	ESP	Petru Florescu	ROU	R	6º	Dallara F312			235.808	11	235.294	12	234.783	4	234.273	3	233.766	5	234.785
11	43	RACE	ESP	Pedro Cardoso	BRA			Dallara F312			235.808	11	233.766	12	233.261	5	232.258	6	232.258	10	233.470
12	3	Campos Racing	ESP	Simo Laaksonen	FIN	R	7º	Dallara F312			235.294	11	234.783	4	234.273	10	234.273	13	233.766	3	234.478
13	16	Drivex School	ESP	Nikita Troitskiy	RUS	R	8º	Dallara F312			235.294	3	233.766	4	233.261	11	232.759	5	231.760	6	233.368
14	10	RP Motorsport	ITA	Harrison Scott	GBR			Dallara F312			234.273	11	233.766	12	233.261	4	233.261	10	232.759	6	233.464
15	18	Fortec Motorsports	GBR	Jannes Fittje	DEU	R	9º	Dallara F312			234.273	10	233.766	11	233.261	9	232.258	12	232.258	4	233.163
16	20	Fortec Motorsports	GBR	Najiy Ayyad Razak	MYS	R	10º	Dallara F312			234.273	4	233.766	5	233.766	7	232.759	3	230.769	12	233.067
17	8	RP Motorsport	ITA	Lodovico Laurini	ITA	R	11º	Dallara F312			198.165	3	195.652	1	92.943	2					162.254
18	22	BVM Racing	ITA	Daniil Pronenko	RUS			Dallara F312			195.652	1									195.652
19	11	RP Motorsport	ITA	Alex Karkosik	POL	R	12º	Dallara F312			183.051	1									183.051



# Autodromo do Estoril Euroformula Open RACE - 2

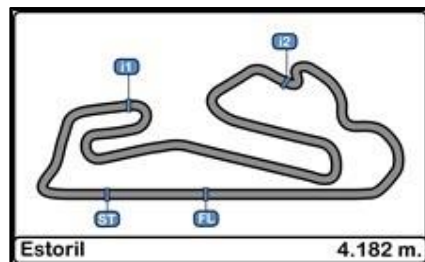
## Fastest Lap Sequence

30/04/2017

<u>Time of Day</u>	<u>Session Time</u>	<u>Nº</u>	<u>Entrant</u>	<u>Nat.</u>	<u>Driver</u>	<u>Nat.</u>	<u>Cat.</u>	<u>Chassis</u>	<u>Team</u>	<u>Time</u>	<u>Km/h</u>	<u>Lap</u>
12:15'33.373	1'40.335	10	RP Motorsport	ITA	Harrison Scott	GBR		Dallara F312	RP Motorsport	1'40.335	150.049	1
12:19'49.705	3'12.010	10	RP Motorsport	ITA	Harrison Scott	GBR		Dallara F312	RP Motorsport	1'34.524	159.274	3
12:21'24.020	4'46.331	10	RP Motorsport	ITA	Harrison Scott	GBR		Dallara F312	RP Motorsport	1'34.321	159.617	4
12:22'58.074	6'20.455	10	RP Motorsport	ITA	Harrison Scott	GBR		Dallara F312	RP Motorsport	1'34.124	159.951	5







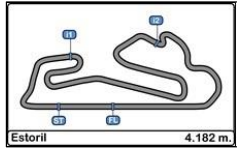
## Autodromo do Estoril Euroformula Open

### Event Maximum Speed

30/04/2017

Ord.	Nº	Entrant	Nat.	Driver	Nat.	Cat.	Cla.	Chassis	Team	Km/h	Lap	Session
1	8	RP Motorsport	ITA	Lodovico Laurini	ITA	R	1º	Dallara F312	RP Motorsport	240.535	9	RACE - 1
2	14	Carlin Motorsport	GBR	Tarun Reddy	IND	R	2º	Dallara F312	Carlin Motorsport	240.001	4	RACE - 2
3	17	Carlin Motorsport	GBR	Devlin De Francesco	CAN	R	3º	Dallara F312	Carlin Motorsport	239.468	7	RACE - 2
4	12	Drivex School	ESP	Christian Hahn	BRA			Dallara F312	Drivex School	238.939	12	RACE - 1
5	19	Fortec Motorsports	GBR	Yan Leon Shlom	RUS	R	4º	Dallara F312	Fortec Motorsports	238.939	6	RACE - 1
6	24	Carlin Motorsport	GBR	Ameya Vaidyanathan	IND			Dallara F312	Carlin Motorsport	238.939	18	RACE - 2
7	10	RP Motorsport	ITA	Harrison Scott	GBR			Dallara F312	RP Motorsport	238.938	13	Qualifying - 1
8	11	RP Motorsport	ITA	Alex Karkosik	POL	R	5º	Dallara F312	RP Motorsport	238.411	13	Qualifying - 1
9	18	Fortec Motorsports	GBR	Jannes Fittje	DEU	R	6º	Dallara F312	Fortec Motorsports	238.411	6	RACE - 1
10	42	RACE	ESP	Eliseo Martinez Meroño	ESP	R	7º	Dallara F312	Teo Martin Motorsport	238.411	6	RACE - 1
11	44	RACE	ESP	Javier Cobián	ESP	R	8º	Dallara F312	Teo Martin Motorsport	238.411	5	RACE - 2
12	2	Campos Racing	ESP	Thiago Vivacqua	BRA			Dallara F312	Campos Racing	237.886	10	RACE - 2
13	34	Campos Racing	ESP	Matheus Iorio	BRA			Dallara F312	Campos Racing	237.363	6	RACE - 2
14	1	Campos Racing	ESP	Petru Florescu	ROU	R	9º	Dallara F312	Campos Racing	236.843	8	RACE - 1
15	3	Campos Racing	ESP	Simo Laaksonen	FIN	R	10º	Dallara F312	Campos Racing	236.843	6	RACE - 1
16	16	Drivex School	ESP	Nikita Troitskiy	RUS	R	11º	Dallara F312	Drivex School	235.808	6	Free Practice 1
17	43	RACE	ESP	Pedro Cardoso	BRA			Dallara F312	Teo Martin Motorsport	235.808	5	Free Practice 1
18	20	Fortec Motorsports	GBR	Najiy Ayyad Razak	MYS	R	12º	Dallara F312	Fortec Motorsports	235.295	9	Free Practice 2
19	22	BVM Racing	ITA	Daniil Pronenko	RUS			Dallara F312	BVM Racing	235.295	10	Qualifying - 1



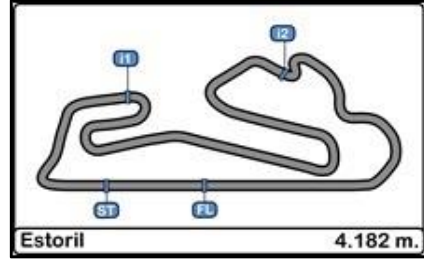


**Autodromo do Estoril**  
**Euroformula Open**  
**RACE - 2**

**LAP CHART**

30/04/2017

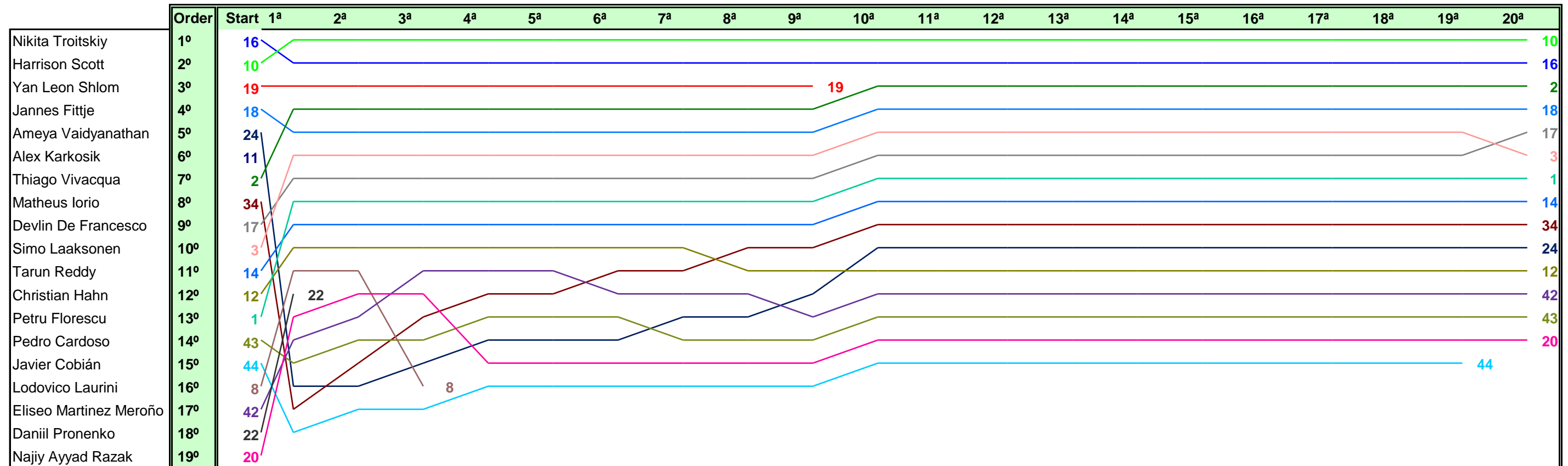
Order	17ª	GAP / LT	18ª	GAP / LT	19ª	GAP / LT	20ª	GAP / LT
1º	<b>10</b>	1'35.742 10.990 1'36.107	<b>10</b>	1'35.711 11.785 1'36.506	<b>10</b>	1'36.091 11.846 1'36.152	<b>10</b>	1'36.92 11.467 1'36.541
2º	<b>16</b>	14.029 1'36.295	<b>2</b>	14.389 1'36.071	<b>2</b>	14.509 1'36.211	<b>2</b>	14.164 1'36.575
3º	<b>18</b>	15.878 1'36.369	<b>18</b>	16.930 1'36.763	<b>18</b>	16.980 1'36.141	<b>18</b>	16.409 1'36.349
4º	<b>3</b>	16.279 1'35.995	<b>3</b>	17.664 1'37.096	<b>3</b>	17.854 1'36.281	<b>17</b>	17.330 1'36.107
5º	<b>17</b>	16.868 1'35.794	<b>17</b>	18.022 1'36.865	<b>17</b>	18.143 1'36.212	<b>3</b>	18.089 1'37.155
6º	<b>1</b>	18.694 1'36.009	<b>1</b>	19.643 1'36.66	<b>1</b>	19.997 1'36.445	<b>1</b>	19.971 1'36.894
7º	<b>14</b>	22.223 1'37.672	<b>14</b>	23.280 1'36.768	<b>14</b>	23.791 1'36.602	<b>14</b>	23.783 1'36.912
8º	<b>34</b>	22.650 1'37.846	<b>34</b>	23.682 1'36.743	<b>34</b>	24.157 1'36.566	<b>34</b>	24.048 1'36.811
9º	<b>24</b>	22.949 1'36.907	<b>24</b>	24.330 1'37.092	<b>24</b>	25.202 1'36.963	<b>24</b>	24.280 1'35.998
10º	<b>12</b>	33.045 1'37.965	<b>12</b>	34.320 1'36.986	<b>12</b>	34.931 1'36.702	<b>12</b>	34.966 1'36.955
11º	<b>42</b>	33.604 1'37.672	<b>42</b>	35.208 1'37.315	<b>42</b>	36.105 1'36.968	<b>42</b>	36.195 1'37.01
12º	<b>43</b>	34.980 1'37.324	<b>43</b>	37.109 1'37.84	<b>43</b>	38.450 1'37.432	<b>43</b>	39.535 1'38.005
13º	<b>20</b>	48.756 1'37.81	<b>20</b>	50.555 1'37.51	<b>20</b>	51.594 1'37.13	<b>20</b>	51.891 1'37.217
14º	<b>44</b>	1 vta. 1'37.631	<b>44</b>	1 vta. 1'37.225	<b>44</b>	1 vta. 1'37.489		
15º								
16º								
17º								
18º								
19º								

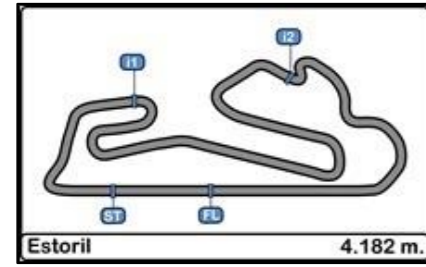


**Autodromo do Estoril**  
**Euroformula Open**  
**RACE - 2**

**Graphic Lap Chart**

30/04/2017





**Autodromo do Estoril  
Euroformula Open  
RACE - 2**

**Weather Report**

30/04/2017

Track Status WET

